



aerospace
climate control
electromechanical
filtration
fluid & gas handling
hydraulics
pneumatics
process control
sealing & shielding



PS1 Modular Interface Valve

PDE2626TCUK October 2009



ENGINEERING YOUR SUCCESS.



Important !

Before carrying out any service work, ensure that the valve and manifold have been vented. Remove the primary supply air hose to ensure total disconnection of the air supply before dismantling valves or blank connection blocks.



NB !

All technical data in this catalogue is typical only. The air quality is decisive for the valve life: see ISO 8573.



WARNING

FAILURE OR IMPROPER SELECTION OR IMPROPER USE OF THE PRODUCTS AND/OR SYSTEMS DESCRIBED HEREIN OR RELATED ITEMS CAN CAUSE DEATH, PERSONAL INJURY AND PROPERTY DAMAGE.

This document and other information from Parker Hannifin Corporation, its subsidiaries and authorized distributors provide product and/or system options for further investigation by users having technical expertise. It is important that you analyze all aspects of your application and review the information concerning the product or system in the current product catalog. Due to the variety of operating conditions and applications for these products or systems, the user, through its own analysis and testing, is solely responsible for making the final selection of the products and systems and assuring that all performance, safety and warning requirements of the application are met. The products described herein, including without limitation, product features, specifications, designs, availability and pricing, are subject to change by Parker Hannifin Corporation and its subsidiaries at any time without notice.

SALE CONDITIONS

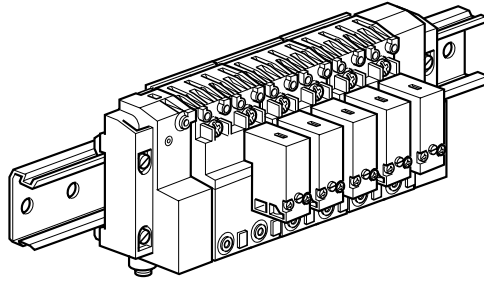
The items described in this document are available for sale by Parker Hannifin Corporation, its subsidiaries or its authorized distributors. Any sale contract entered into by Parker will be governed by the provisions stated in Parker's standard terms and conditions of sale (copy available upon request).

Summary	Page
Presentation	4
Order codes	4-6
- Head and tail sets, intermediate air supply modules	4
- Electro-pneumatic modules without solenoid valve	5
- Solenoid pilote	5
- Electro-pneumatic modules with solenoid valves	6
- Pressure switch	6
Dimensions	7

PS1 Modular Interface Valve

High speed poppet valve solenoid type with individual electrical connections. Light weight plastic bodies with DIN rail manifold. For cabinet installation

- Push-in connection
- High Performance 15 mm Solenoid
- Built-in terminal block
- Pneumatic output indicator
- DIN rail mounting



Technical characteristics

		3/2	4/2
Fluid :		Air or inert gas, filtered 40 µ, dry or lubricated	
Working pressure :	3/2 and 4/2 Low pressure module	1 to 8 bar	3 to 8 bar ---
Flow rate :	Nominal Qn Maximum Qmax	120 NI/min 200 NI/min	
Changeover time :	Actuation Return	10 ms 15 ms	15 ms 20 ms
Operating temperature :		- 15 °C to + 60 °C	
Storage temperature :		- 40 °C to + 70 °C	
Vibrations resistance :		2 g at 2 to 150 Hz according to IEC68-2-6	
Impact resistance :		15 g 11 ms according to IEC68-2-27	

Head and tail sets - intermediate supply modules

For 3/2 and 4/2 interface modules

	Description	Characteristics	Pneumatic connection	Weight (g)	Order code
	Set for single air supply connection	1 electrical common terminal 1 main air supply port 1 exhaust port	Push-in Ø 6 mm	100	PS1-E101
			G1/8	100	PS1-E1018
	Set for double air supply connection	1 electrical common terminal 2 main air supply ports 2 exhaust ports	Push-in Ø 6 mm	125	PS1-E102
			G1/8	125	PS1-E1028
	Intermediate air supply module	1 air supply port 1 exhaust port (see description below)	G1/8	45	PS1-E1038

Incorporating an intermediate air supply module into a group of electro-pneumatic modules gives the following options :

Air supply connection

- Additional G1/8 port to supplement the air supply to the manifold
- Blank the common air supply, enabling different pressures to be supplied to groups of modules within the manifold.

Exhaust connection

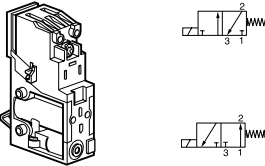
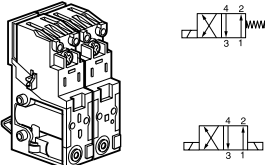
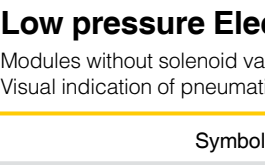
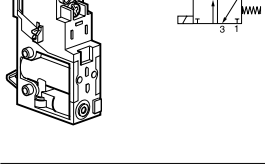
- Additional exhaust flow through the G1/8 port
 - Blank the common exhaust, enabling separation of exhaust from module groups
- The intermediate air supply module is supplied with 4 interchangeable connectors to enable the above supply options to be achieved.

PS1 Modular Interface Valve

Electro-pneumatic modules

Modules without solenoid valve

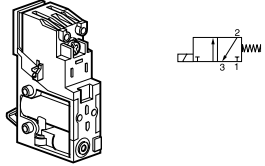
Visual indication of pneumatic output status : Closed = Red Open = Yellow

Symbol function	Description	Pneumatic connection	Weight (g)	Order code
	3/2 normally closed (NC)	Push-in Ø 4 mm	52	PS1-E111
		M5	55	PS1-E115
		Push-in Ø 6 mm	55	PS1-E116
	3/2 normally open (NO)	Push-in Ø 4 mm	52	PS1-E121
		M5	55	PS1-E125
		Push-in Ø 6 mm	55	PS1-E126
	4/2 single solenoid / spring return	Push-in Ø 4 mm	120	PS1-E181
		M5	120	PS1-E185
		Push-in Ø 6 mm	125	PS1-E186
	4/2 double solenoid	Push-in Ø 4 mm	120	PS1-E191
		M5	120	PS1-E195
		Push-in Ø 6 mm	125	PS1-E196

Low pressure Electro-Pneumatic modules 3/2 (1 to 8 bar)

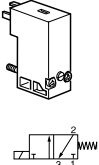
Modules without solenoid valve

Visual indication of pneumatic output status : Closed = Red Open = Yellow

Symbol	Description	Pneumatic connection	Weight (g)	Order code
	3/2 normally closed (NC)	Push-in Ø 4 mm	52	PS1-E311
		M5	52	PS1-E315
		Push-in Ø 6 mm	52	PS1-E316

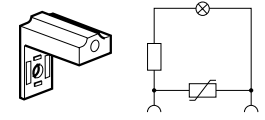
Solenoids 15 mm - 8 mm pin spacing - 1,2 W / 1,6 VA

Manual override type

Voltage	Weight (g)	Without	Non locking flush	Locking flush
		Order code	Order code	Order code
	12 VDC	P2E-KS32B0	P2E-KS32B1	P2E-KS32B2
	24 VDC	P2E-KS32C0	P2E-KS32C1	P2E-KS32C2
48 VDC	38	P2E-KS32D0	P2E-KS32D1	P2E-KS32D2
24 VAC 50 Hz	38	P2E-KS31C0	P2E-KS31C1	P2E-KS31C2
48 VAC 50/60 Hz	38	P2E-KS34D0	P2E-KS34D1	P2E-KS34D2
115 VAC 50 Hz	38	P2E-KS31F0	P2E-KS31F1	P2E-KS31F2
220 VAC 50 Hz	38	P2E-KS31J0	P2E-KS31J1	P2E-KS31J2

Suppressor and LED indicators

For 8 mm solenoid pin spacing - For mounting between the solenoid valve and the cable plug

Symbol	Description	Pneumatic connection	Weight (g)	Order code
	LED indicator	24 VAC/DC	3	P8V-CR26C
		48 VAC/DC	3	P8V-CR26D
		115 VAC 50 Hz - 120 VAC 60 Hz	3	P8V-CR24F
		230 VAC 50 Hz - 240 VAC 60 Hz	3	P8V-CR24J

Maintenance avertissement - Solenoid pin spacing







The electro-pneumatic interface modules have been re-designed to accept both 8 mm and 9,4 mm solenoid pin spacing. If you are purchasing a solenoid or a suppressor & LED indicator for maintenance on an electro-pneumatic interface module purchased before June 2004, above solenoid P2E-KS3xxx and P8V-CRxxx (8 mm pin spacing) will not be compatible. Please, contact your Parker customer service.

PS1 Modular Interface Valve

Electro-pneumatic modules

Modules with solenoid valve





Visual indication of pneumatic output status : Closed = Red Open = Yellow

Symbol	Description	Manual override	Pneumatic connection	Weight (g)	Order code
	3/2 normally closed (NC)	Spring return	Push-in Ø 4 mm	90	PS1-E21102B
	3/2 normally open (NO)	Spring return	Push-in Ø 4 mm	90	PS1-E22102B
	4/2 single solenoid / spring return	Spring return	Push-in Ø 4 mm	160	PS1-E28102B
	4/2 double solenoid	-	Push-in Ø 4 mm	200	PS1-E29102B

Accessories : Pressure switch

With Ø4 push in connection (pneumatic input)

With electrical terminals 1,5 mm² (electric output)

Type	Symbol	Electrical characteristics	Pneumatic characteristics	Override	Weight (g)	Order code
		Pressure switch 1 CO contact 5 A/250 V	Fixed operating threshold < 1,3 bar	Manual override	50	PS1-P1081
			Adjustable operating threshold 2 to 5 bar	Manual override	50	PS1-P1091

Technical characteristics : Pressure switch

- Effective detection for preventing hazardous risks linked with equipments operating at to low pressure
- Manual override
- Easy clip on DIN rail mounting
- Fixed or adjustable threshold versions
- Recessed Electrical Terminals

Electrical durability

	24 VAC	48 VAC	115 VAC	24 VDC	48 VDC	115 VDC
1 million	25 VA	56 VA	115 VA	24 W	37 W	50 W
2 million	-	-	-	14 W	25 W	40 W
5 million	10 VA	14 VA	19 VA	-	-	-

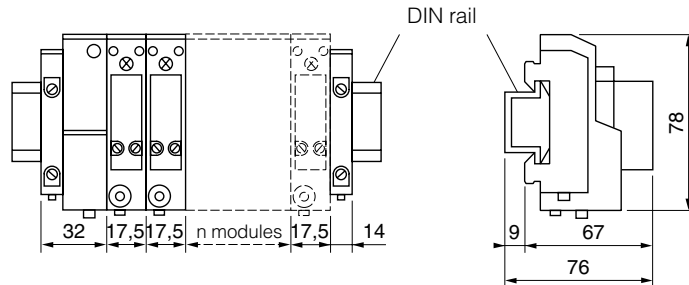
Working pressure	Max 10 bar
Working temperature	-15 °C to +60 °C
Minimum actuating pressure, non adjustable	≤1,3 bar
Minimum actuating pressure, adjustable	2 to 5 bar
Operating frequency	Max 10 Hz
Nominal isolation voltage	660 V AC or DC
Nominal thermal current	10 A
Operating voltage	250 V
Pending current	5 A
Protection level	IP 40
According Power switches (inductive lead)	

PS1 Modular Interface Valve

Dimensions, PS1 valve Series

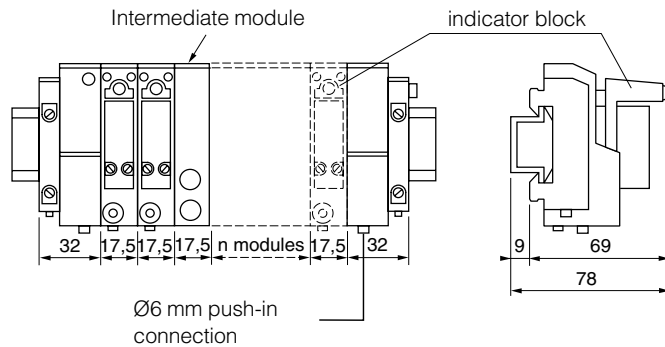
Electropneumatic interface modules 3/2 NC or NO

3/2 modules equipped with solenoid
Head and tail set for single air supply connection



Total length (mm)
 $L = 46 + (n \times 17,5)$
 n = number of modules

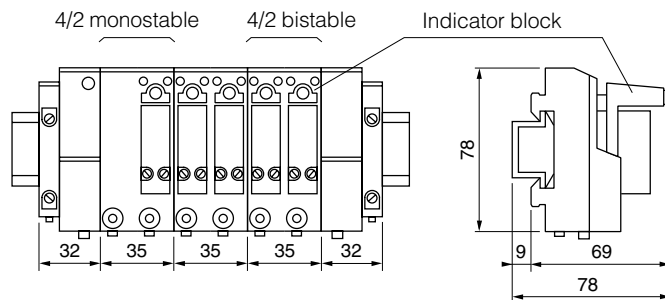
3/2 modules equipped with solenoid, suppressor and LED indicator
Head and tail set for double air supply connection



Total length (mm)
 $L = 64 + (n \times 17,5)$
 n = number of modules

Electropneumatic interface modules 4/2 single or double solenoid

4/2 modules equipped with solenoid, suppressor and LED indicator
Head and tail set for double air supply connection



Total length (mm)
 $L = 64 + (n \times 35)$
 n = number of modules

Parker Worldwide

AE – UAE, Dubai
Tel: +971 4 8875600
parker.me@parker.com

AR – Argentina, Buenos Aires
Tel: +54 3327 44 4129

AT – Austria, Wiener Neustadt
Tel: +43 (0)2622 23501-0
parker.austria@parker.com

AT – Eastern Europe,
Wiener Neustadt
Tel: +43 (0)2622 23501 970
parker.easteurope@parker.com

AU – Australia, Castle Hill
Tel: +61 (0)2-9634 7777

AZ – Azerbaijan, Baku
Tel: +994 50 2233 458
parker.azerbaijan@parker.com

BE/LX – Belgium, Nivelles
Tel: +32 (0)67 280 900
parker.belgium@parker.com

BR – Brazil, Cachoeirinha RS
Tel: +55 51 3470 9144

BY – Belarus, Minsk
Tel: +375 17 209 9399
parker.belarus@parker.com

CA – Canada, Milton, Ontario
Tel: +1 905 693 3000

CH – Switzerland, Etoy
Tel: +41 (0) 21 821 02 30
parker.switzerland@parker.com

CN – China, Shanghai
Tel: +86 21 5031 2525

CZ – Czech Republic, Klecany
Tel: +420 284 083 111
parker.czechrepublic@parker.com

DE – Germany, Kaarst
Tel: +49 (0)2131 4016 0
parker.germany@parker.com

DK – Denmark, Ballerup
Tel: +45 43 56 04 00
parker.denmark@parker.com

ES – Spain, Madrid
Tel: +34 902 33 00 01
parker.spain@parker.com

FI – Finland, Vantaa
Tel: +358 (0)20 753 2500
parker.finland@parker.com

FR – France, Contamine s/Arve
Tel: +33 (0)4 50 25 80 25
parker.france@parker.com

GR – Greece, Athens
Tel: +30 210 933 6450
parker.greece@parker.com

HK – Hong Kong
Tel: +852 2428 8008

HU – Hungary, Budapest
Tel: +36 1 220 4155
parker.hungary@parker.com

IE – Ireland, Dublin
Tel: +353 (0)1 466 6370
parker.ireland@parker.com

IN – India, Mumbai
Tel: +91 22 6513 7081-85

IT – Italy, Corsico (MI)
Tel: +39 02 45 19 21
parker.italy@parker.com

JP – Japan, Fujisawa
Tel: +(81) 4 6635 3050

KR – South Korea, Seoul
Tel: +82 2 559 0400

KZ – Kazakhstan, Almaty
Tel: +7 7272 505 800
parker.easteurope@parker.com

LV – Latvia, Riga
Tel: +371 6 745 2601
parker.latvia@parker.com

MX – Mexico, Apodaca
Tel: +52 81 8156 6000

MY – Malaysia, Subang Jaya
Tel: +60 3 5638 1476

NL – The Netherlands,
Oldenzaal
Tel: +31 (0)541 585 000
parker.nl@parker.com

NO – Norway, Ski
Tel: +47 64 91 10 00
parker.norway@parker.com

NZ – New Zealand, Mt Wellington
Tel: +64 9 574 1744

PL – Poland, Warsaw
Tel: +48 (0)22 573 24 00
parker.poland@parker.com

PT – Portugal, Leca da Palmeira
Tel: +351 22 999 7360
parker.portugal@parker.com

RO – Romania, Bucharest
Tel: +40 21 252 1382
parker.romania@parker.com

RU – Russia, Moscow
Tel: +7 495 645-2156
parker.russia@parker.com

SE – Sweden, Spånga
Tel: +46 (0)8 59 79 50 00
parker.sweden@parker.com

SG – Singapore
Tel: +65 6887 6300

SK – Slovakia, Banská Bystrica
Tel: +421 484 162 252
parker.slovakia@parker.com

SL – Slovenia, Novo Mesto
Tel: +386 7 337 6650
parker.slovenia@parker.com

TH – Thailand, Bangkok
Tel: +662 717 8140

TR – Turkey, Istanbul
Tel: +90 216 4997081
parker.turkey@parker.com

TW – Taiwan, Taipei
Tel: +886 2 2298 8987

UA – Ukraine, Kiev
Tel: +380 44 494 2731
parker.ukraine@parker.com

UK – United Kingdom,
Warwick
Tel: +44 (0)1926 317 878
parker.uk@parker.com

US – USA, Cleveland
Tel: +1 216 896 3000

VE – Venezuela, Caracas
Tel: +58 212 238 5422

ZA – South Africa,
Kempton Park
Tel: +27 (0)11 961 0700
parker.southafrica@parker.com

European Product Information Centre
Free phone: 00 800 27 27 5374
(from AT, BE, CH, DE, EE, ES, FI, FR, IE,
IT, PT, SE, SK, UK)

